
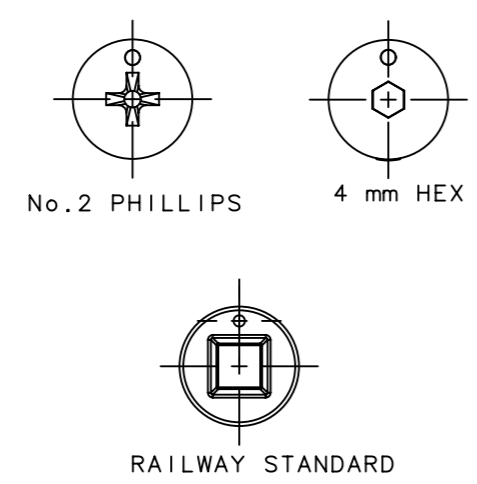
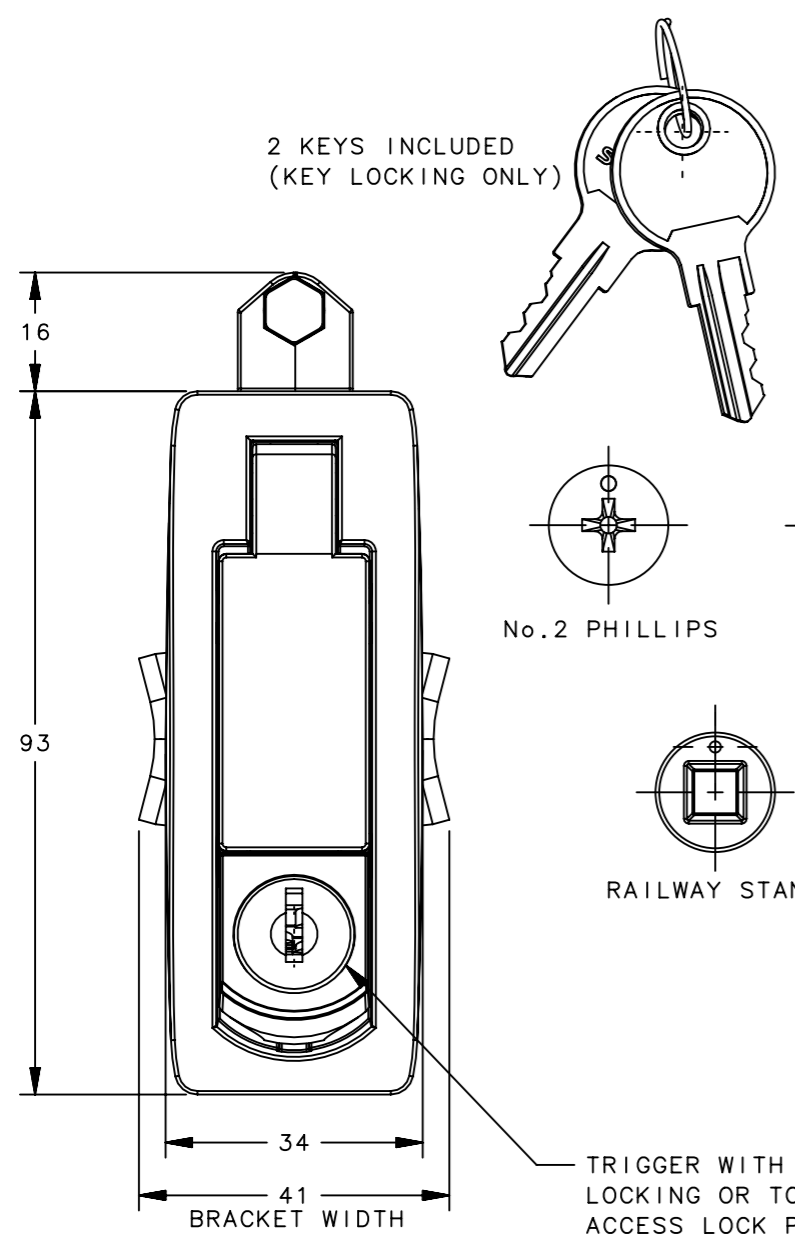


REVISION HISTORY			
REV	DATE	BY	DESCRIPTION
C	17MAY2022	CMS/CTG	PRN: P2022-0794

PART NUMBER C2-42-21 SHOWN



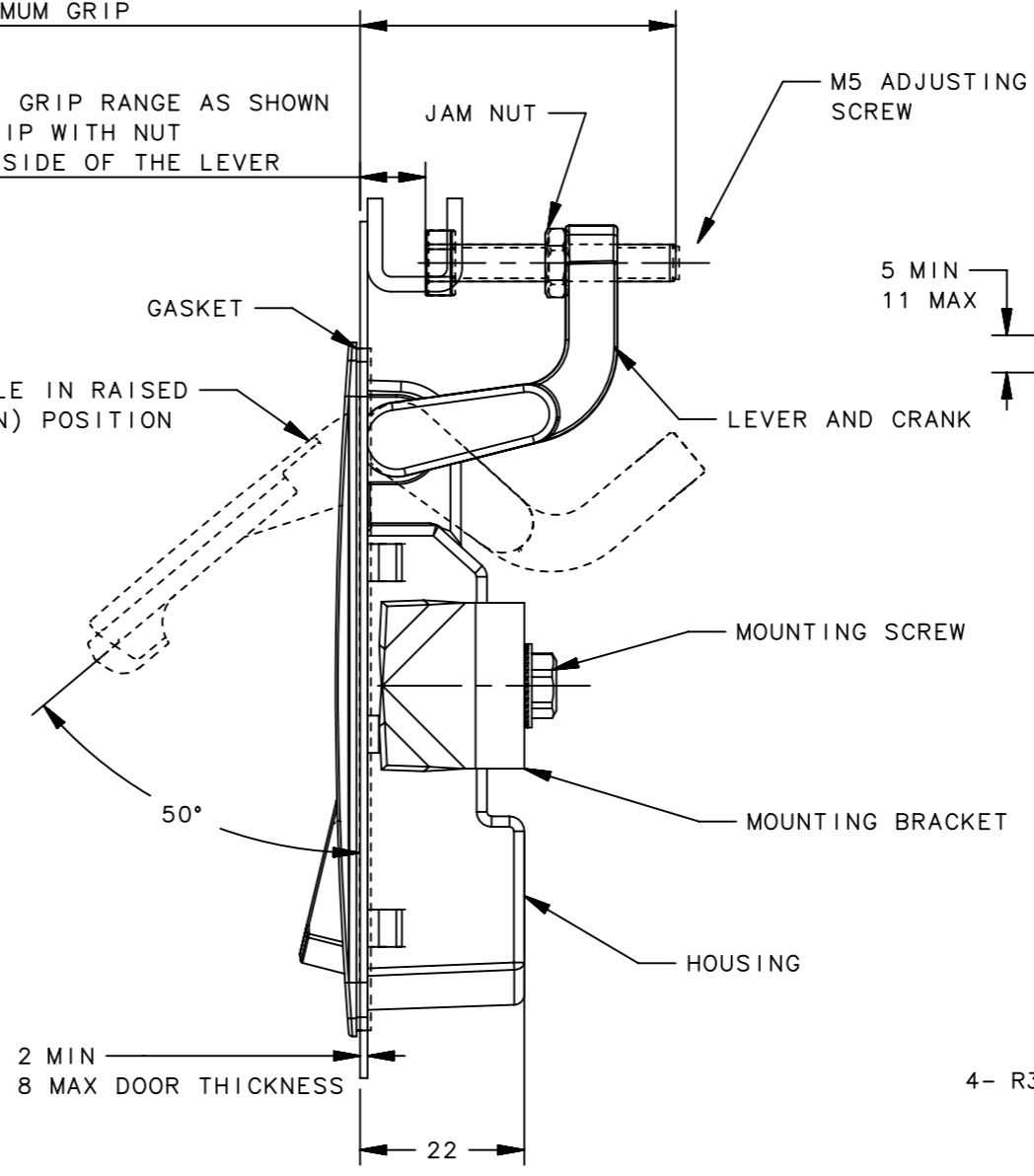
SCALE 1:5



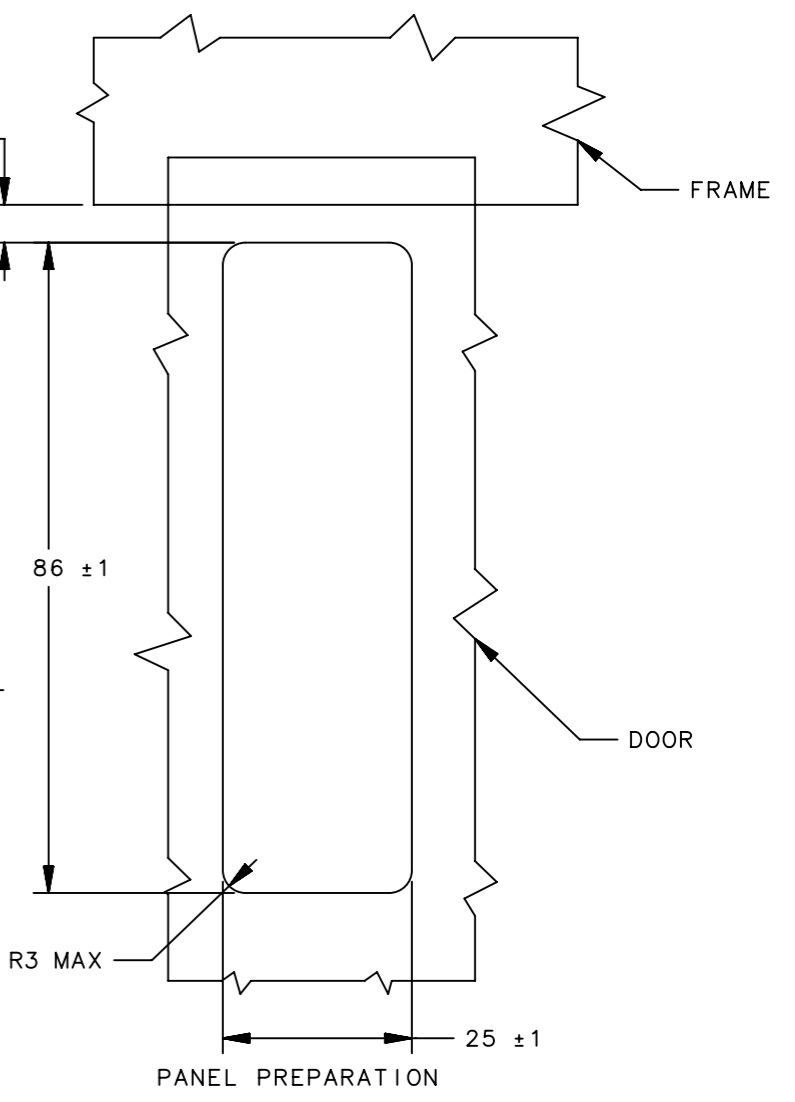
57.5 WHEN ADJUSTED TO MAXIMUM GRIP

1 THRU 21 GRIP RANGE AS SHOWN

24 MAX GRIP WITH NUT ON OTHER SIDE OF THE LEVER



5 MIN
11 MAX



- NOTES:
- A. MATERIAL AND FINISH
1. HOUSING, HANDLE, LOCK PLUG AND TRIGGER: DIE CAST ZINC, SEE ASSEMBLY PART NUMBER TABLE.
 2. LEVER AND CRANK: DIE CAST ZINC, ZINC PLATE.
 3. ADJUSTING SCREW, MOUNTING BRACKET, MOUNTING SCREW AND JAM NUT: STEEL, ZINC PLATE.
 4. GASKET: NEOPRENE, NATURAL.
 5. O-RING: RUBBER, NATURAL.
 6. TORSION SPRING: STAINLESS STEEL, NATURAL.
 7. U-SPRING: STAINLESS STEEL, PASSIVATED.
 8. KEY: BRASS, NICKEL PLATED.
- B. LATCH INSTALLATION:
1. PLACE GASKET UNDER LIP OF HOUSING AND PLACE LATCH INTO PANEL PREP.
 2. INSERT MOUNTING SCREW INTO MOUNTING BRACKET AND SCREW INTO HOUSING. MOUNTING SCREW IS AN M5 SCREW. USE LONGER SCREWS (NOT SUPPLIED) FOR THICKER DOORS. MAXIMUM MOUNTING BOLT TORQUE 4.5 N.m (30lbf.in).
 3. ADJUST ADJUSTING SCREW TO REQUIRED GRIP AND TIGHTEN JAM NUT. MAXIMUM JAM NUT TORQUE 4 N.m (35.4 lbf.in).
- C. LOCK PLUG INSTALLATION:
1. POSITION LOCK PLUG AND ORIENT RETAINING WAFER (LAST WAFER LOCATED AT THE BOTTOM OF LOCK) AT THE 9 O'CLOCK POSITION AND INSERT INTO THE TRIGGER.
 2. BE SURE THE LOCK PLUG IS FULLY SEATED AGAINST THE TRIGGER.

TRIGGER OPTION	ASSEMBLY PART NUMBER	
	BLACK POWDER COATED	TEXTURED CHROME FINISH
NON LOCKING (RAISED)	C2-42-15	C2-42-11
NON LOCKING (FLUSH)	C2-42-35	C2-42-31
RAILWAY STANDARD	C2-42-145	C2-42-141

TRIGGER OPTION	ASSEMBLY PART NUMBER	
	BLACK POWDER COATED	TEXTURED CHROME FINISH
KEY LOCKING	C2-42-25	C2-42-21
4mm HEX	C2-42-45	C2-42-41
NO.2 PHILLIPS	C2-42-105	C2-42-101
WITHOUT LOCK PLUG	C2-42-135	C2-42-131

THIRD ANGLE PROJECTION			
MILLIMETERS [IN]			
TOLERANCES UNLESS OTHERWISE NOTED		DESCRIPTION	
ALL DIMENSIONS WITHOUT TOLERANCES ARE FOR REFERENCE ONLY.		SEALED C2 LEVER LATCH ASSEMBLY LOCKING TRIGGER	
PROPRIETARY ITEM	PER ASME Y14.5M-1994	SIZE A3	SYSTEM NX
EXCEPT FOR USES EXPRESSLY GRANTED IN WRITING, INFORMATION DISCLOSED HEREON IS CONFIDENTIAL AND ALL RIGHTS, PATENT AND OTHERWISE, ARE RESERVED BY SOUTHCO, INC.		DWG NO. J-C2-42	SCALE 1:1
		DRAWN BY JQ	DATE 07MAY2014 SHEET 1 OF 1